

Job Posting Analytics

Lightcast Q1 2024 Data Set

July 2024

Parameters

Select Timeframe: Jul 2023 - Jun 2024

Regions:

Code	Description
UKE11	Kingston upon Hull, City of

Code	Description
UKE12	East Riding of Yorkshire

Minimum Experience Required: Any

Advertised Salary: Include all postings regardless

Education Level: Any

Keyword Search:

Posting Type: Newly Posted

Job Postings Overview

59,055
Unique Postings
114,674 Total Postings

5,481
Employers Competing
5,481 Total Employers

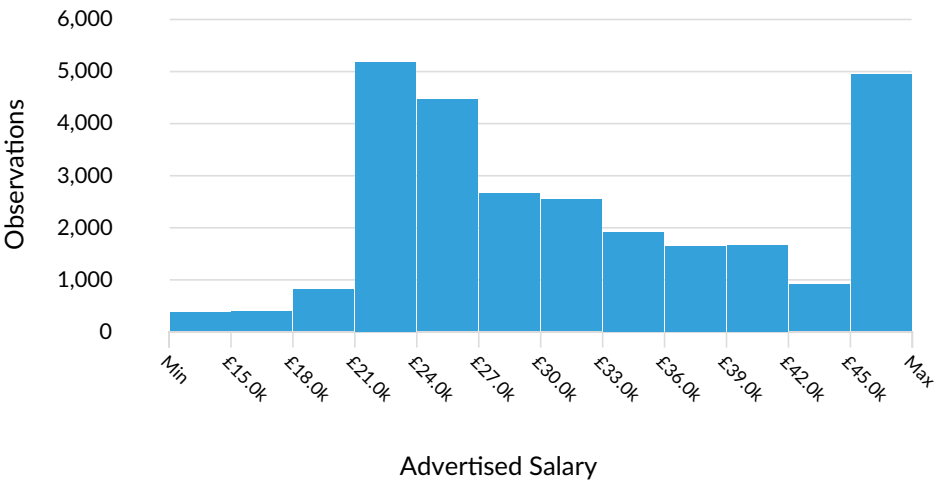
26 Days
Median Posting Duration
Regional Average: 26 Days

2 : 1
Posting Intensity
Regional Average: 2 : 1

Advertised Salary

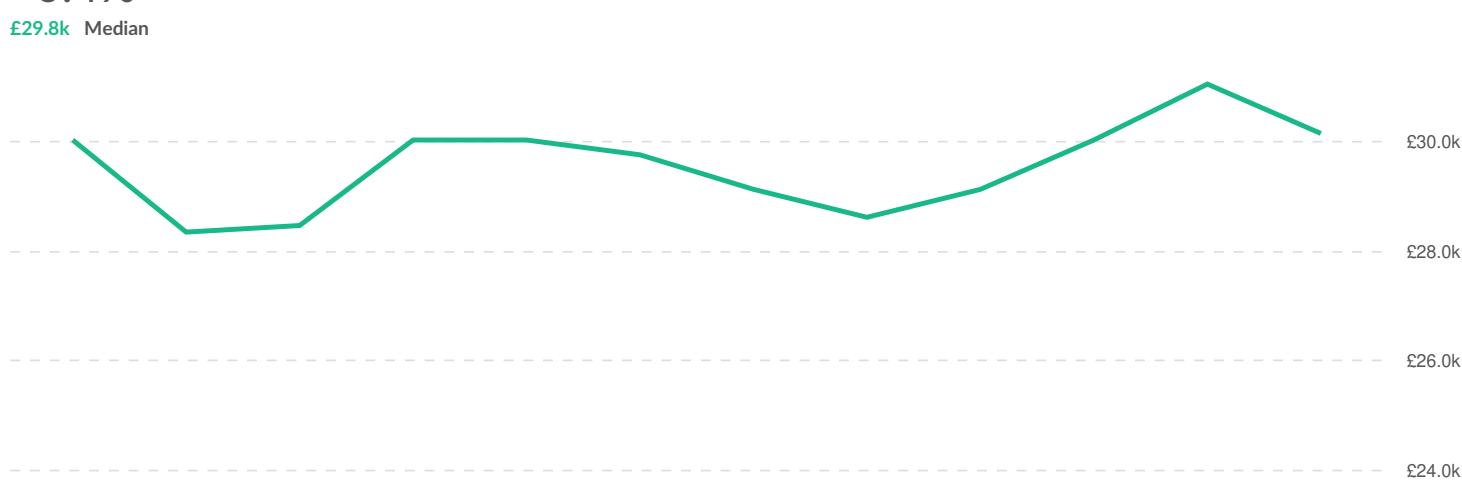
There are 27,321 advertised salary observations (46% of the 59,055 matching postings).

£29.8k
Median Advertised Salary

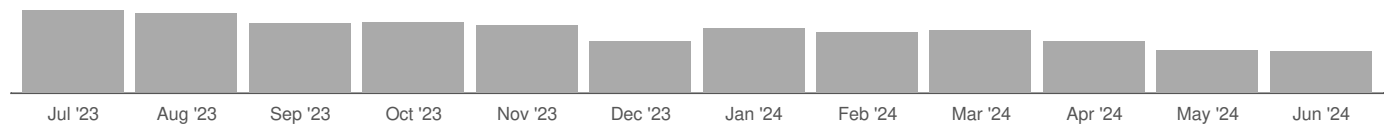


Advertised Wage Trend

▲0.4% Jul 2023 – Jun 2024
£29.8k Median



27,321 Job Postings

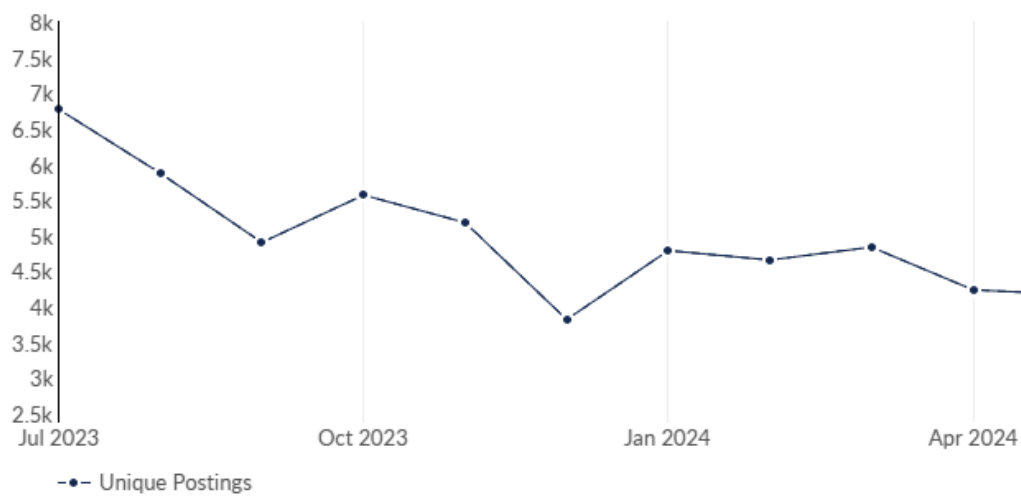


Job Postings Regional Breakdown



County/Unitary Authority	Unique Postings (Jul 2023 - Jun 2024)
Kingston upon Hull, City of	34,080
East Riding of Yorkshire	24,975

Unique Postings Trend



Month	Unique Postings	Posting Intensity
Jun 2024	4,266	2 : 1
May 2024	4,167	2 : 1
Apr 2024	4,236	2 : 1
Mar 2024	4,835	2 : 1
Feb 2024	4,655	2 : 1
Jan 2024	4,787	2 : 1
Dec 2023	3,819	3 : 1
Nov 2023	5,180	2 : 1
Oct 2023	5,566	2 : 1
Sep 2023	4,901	2 : 1
Aug 2023	5,873	2 : 1
Jul 2023	6,770	2 : 1

Education Breakdown

Education Level	Unique Postings	% of Total
Up to GCSEs or equivalent	5,099	9%
No Education Listed	45,539	77%
A-levels or equivalent	3,333	6%
Foundation/HNC/HND or equivalent	1,739	3%
Bachelor's or equivalent	4,881	8%
Master's or equivalent	2,291	4%
Ph.D. or equivalent	289	0%











Minimum Education Breakdown

Minimum Education Level	Unique Postings (minimum)	Unique Postings (max advertised)	% of Total (minimum)
Up to GCSEs or equivalent	5,099	0	9%
A-levels or equivalent	2,192	899	4%
Foundation/HNC/HND or equivalent	1,171	477	2%
Bachelor's or equivalent	4,162	555	7%
Master's or equivalent	763	1,444	1%
Ph.D. or equivalent	129	160	0%











Experience Breakdown

Minimum Experience	Unique Postings	% of Total
No Experience Listed	43,949	74%
0 - 1 Years	6,182	10%
2 - 3 Years	5,108	9%
4 - 6 Years	2,337	4%
7 - 9 Years	529	1%
10+ Years	950	2%











Top Companies Posting

	Total/Unique (Jul 2023 - Jun 2024)	Posting Intensity	Median Posting Duration
NHS	8,760 / 2,757	3 : 1 	26 days
East Riding Of Yorkshire Council	1,608 / 968	2 : 1 	28 days
Edwards & Pearce	2,117 / 793	3 : 1 	28 days
GSL Education	1,111 / 746	1 : 1 	30 days
Prestige Recruitment Specialists Limited	1,457 / 744	2 : 1 	30 days
Hull City Council	1,653 / 743	2 : 1 	19 days
Academics	1,442 / 712	2 : 1 	30 days
Tradewind Recruitment	888 / 568	2 : 1 	30 days
Adecco	1,053 / 536	2 : 1 	30 days
Rise Technical Recruitment Ltd	845 / 437	2 : 1 	30 days



















Top Cities Posting

City	Total/Unique (Jul 2023 - Jun 2024)	Posting Intensity	Median Posting Duration
Hull, Kingston upon Hull, City of	68,161 / 33,222	2 : 1 	23 days
Goole, East Riding of Yorkshire	19,173 / 11,933	2 : 1 	30 days
Beverley, East Riding of Yorkshire	6,893 / 3,376	2 : 1 	25 days
Bridlington, East Riding of Yorkshire	5,227 / 2,333	2 : 1 	25 days
Hessle, East Riding of Yorkshire	2,462 / 1,469	2 : 1 	25 days
Driffield, East Riding of Yorkshire	2,184 / 1,258	2 : 1 	23 days
Brough, East Riding of Yorkshire	1,598 / 1,012	2 : 1 	26 days
Cottingham, East Riding of Yorkshire	2,612 / 1,000	3 : 1 	23 days
Kingswood, Kingston upon Hull, City of	1,281 / 741	2 : 1 	24 days
Pocklington, East Riding of Yorkshire	1,384 / 728	2 : 1 	25 days

Top Posted Occupations











	Total/Unique (Jul 2023 - Jun 2024)	Posting Intensity	Median Posting Duration
Care Workers and Home Carers	5,030 / 1,903	3 : 1 	27 days
Sales Related Occupations n.e.c.	3,503 / 1,665	2 : 1 	26 days
Cleaners and Domestic	3,348 / 1,500	2 : 1 	24 days
Teaching Assistants	2,877 / 1,422	2 : 1 	29 days
Secondary Education Teaching Professionals	1,671 / 1,098	2 : 1 	29 days
Other Administrative Occupations n.e.c.	1,838 / 938	2 : 1 	25 days
Book-keepers, Payroll Managers and Wages Clerks	1,517 / 933	2 : 1 	25 days
Teaching Professionals n.e.c.	1,533 / 912	2 : 1 	29 days
Social Workers	1,673 / 891	2 : 1 	27 days
Managers and Directors in Retail and Wholesale	1,534 / 876	2 : 1 	22 days

Top Posted Occupations











Occupation	Total/Unique (Jul 2023 - Jun 2024)	Posting Intensity	Median Posting Duration
Office / Administrative Assistant	3,934 / 1,871	2 : 1 	24 days
Teacher Assistant	3,249 / 1,652	2 : 1 	29 days
Janitor / Cleaner	3,228 / 1,470	2 : 1 	24 days
Home Health Aide	3,557 / 1,177	3 : 1 	28 days
Registered Nurse	3,122 / 1,146	3 : 1 	22 days
Mechanical Engineer	1,851 / 871	2 : 1 	30 days
Customer Service Representative	2,070 / 859	2 : 1 	24 days
Retail Sales Associate	2,007 / 839	2 : 1 	24 days
Manufacturing Machine Operator	1,501 / 806	2 : 1 	27 days
Laborer / Warehouse Worker	1,617 / 783	2 : 1 	23 days
Tractor-Trailer Truck Driver	1,686 / 751	2 : 1 	25 days
Sales Representative	1,570 / 748	2 : 1 	25 days
Bookkeeper / Accounting Clerk	1,252 / 740	2 : 1 	25 days
Caregiver / Personal Care Aide	1,473 / 726	2 : 1 	27 days
Retail Store Manager / Supervisor	1,303 / 677	2 : 1 	22 days
Accountant	1,320 / 676	2 : 1 	26 days
Family / School / General Social Worker	1,147 / 661	2 : 1 	28 days
Preschool / Childcare Teacher	954 / 590	2 : 1 	27 days
Elementary School Teacher	1,049 / 566	2 : 1 	29 days
Tutor	857 / 520	2 : 1 	27 days
Business Development / Sales Manager	792 / 517	2 : 1 	25 days
Computer Support Specialist	740 / 485	2 : 1 	23 days
Software Developer / Engineer	749 / 477	2 : 1 	20 days
Electrical Engineer	893 / 461	2 : 1 	29 days
Estimator	682 / 443	2 : 1 	29 days
Electrician	938 / 431	2 : 1 	29 days

Kitchen Staff	1,045 / 425	2 : 1		26 days
Automotive Service Technician / Mechanic	821 / 421	2 : 1		29 days
Forklift / Pallet Jack Operator	733 / 415	2 : 1		26 days
Construction Manager	644 / 415	2 : 1		28 days
Project Manager	625 / 406	2 : 1		26 days
Operations Manager / Supervisor	689 / 405	2 : 1		25 days
Sales Assistant	1,007 / 398	3 : 1		26 days
Sales Delivery Driver	1,301 / 398	3 : 1		26 days
Construction Helper / Worker	692 / 396	2 : 1		22 days
Recruiter	732 / 384	2 : 1		27 days
Carpenter	704 / 375	2 : 1		27 days
Physician	724 / 370	2 : 1		29 days
Special Education Teacher	604 / 368	2 : 1		27 days
Receptionist	603 / 360	2 : 1		23 days
Chef	796 / 359	2 : 1		25 days
Maintenance / Service Supervisor	629 / 347	2 : 1		29 days
Production Worker	589 / 346	2 : 1		24 days
Lawyer	681 / 345	2 : 1		24 days
Engineering Manager	560 / 343	2 : 1		28 days
Substitute Teacher	596 / 333	2 : 1		29 days
Maid / Housekeeping Staff	721 / 327	2 : 1		22 days
Nurse Practitioner	760 / 319	2 : 1		25 days
Financial Manager	483 / 318	2 : 1		24 days
Nursing Home / Home Health Administrator	518 / 298	2 : 1		25 days

Top Posted Job Titles

	Total/Unique (Jul 2023 - Jun 2024)		Posting Intensity	Median Posting Duration
Support Workers	1,755 / 738	2 : 1		28 days
Cleaners	1,451 / 666	2 : 1		23 days
Teaching Assistants	1,355 / 660	2 : 1		28 days
Care Assistants	1,336 / 440	3 : 1		28 days
Production Operatives	663 / 324	2 : 1		26 days
Health Care Assistants	888 / 300	3 : 1		28 days
Personal Assistants	710 / 292	2 : 1		31 days
Quantity Surveyors	469 / 289	2 : 1		29 days
Labourers	496 / 280	2 : 1		24 days
Primary Teachers	516 / 264	2 : 1		29 days

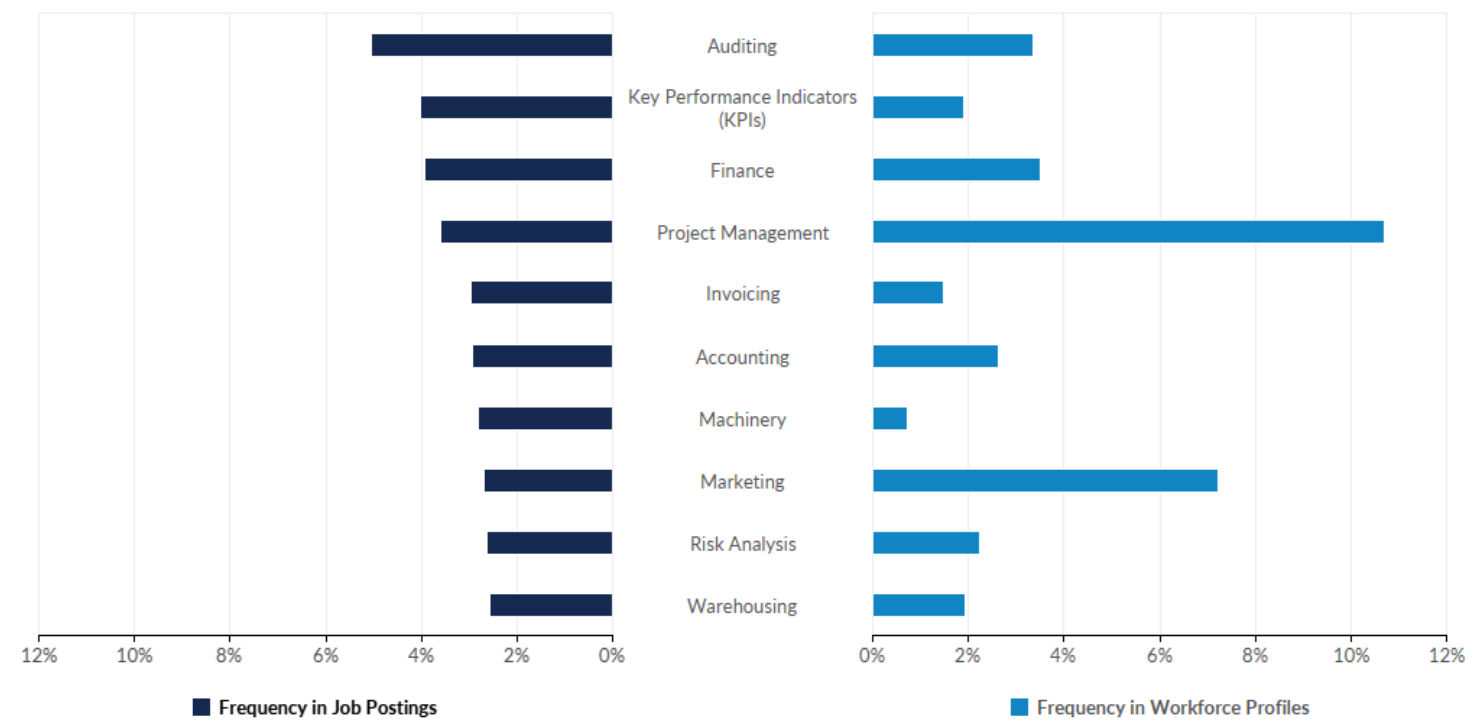
Top Industries

Industry	Total/Unique (Jul 2023 - Jun 2024)	Posting Intensity	Median Posting Duration
Employment Activities	36,660 / 20,677	2 : 1 	28 days
Human Health Activities	11,872 / 3,906	3 : 1 	27 days
Public Administration and Defence; Compulsory Social Security	4,318 / 2,381	2 : 1 	23 days
Retail Trade, Except of Motor Vehicles and Motorcycles	5,325 / 2,254	2 : 1 	24 days
Education	3,502 / 1,895	2 : 1 	24 days
Food and Beverage Service Activities	3,453 / 1,516	2 : 1 	25 days
Activities of Head Offices; Management Consultancy Activities	2,905 / 1,314	2 : 1 	23 days
Office Administrative, Office Support and Other Business Support Activities	2,255 / 1,268	2 : 1 	25 days
Residential Care Activities	3,169 / 1,074	3 : 1 	25 days
Social Work Activities Without Accommodation	1,814 / 897	2 : 1 	27 days

The following provides insight into the supply and demand of relevant skills by comparing the frequency of skills present in job postings against skills present in today's workforce. Along with Lightcast's job posting analytics, this comparison leverages Lightcast's dataset of more than 100M online resumés and profiles. All resumés and profiles used in these comparisons have been updated within the last three years.

**The skills associated with workforce profiles represent workers of all education and experience levels.*

Top Specialized Skills

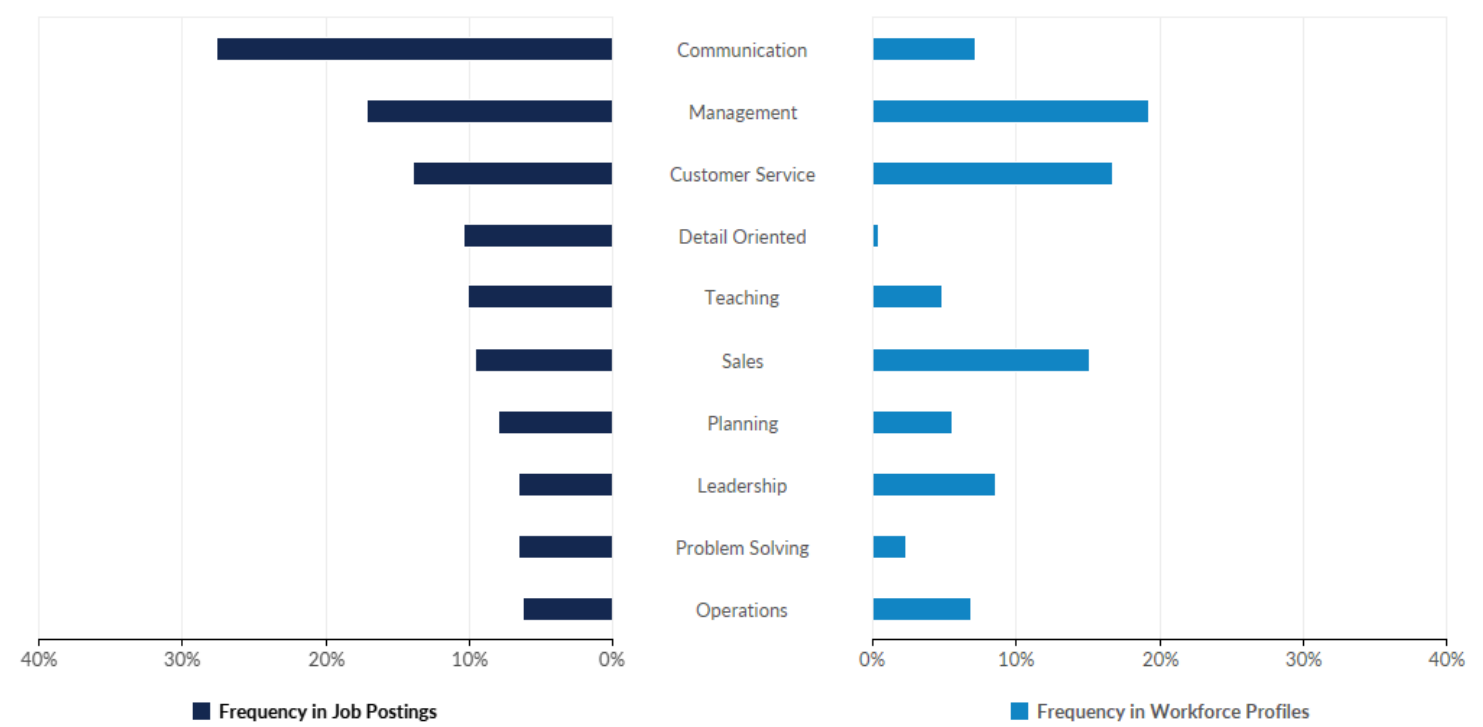


Top Specialized Skills

	Frequency in Postings	Postings with Skill / Total Postings (Jul 2023 - Jun 2024)	Frequency in Profiles	Profiles with Skill / Total Profiles (2022 - 2024)
Auditing	5%	2,989 / 59,055	3%	946 / 28,139
Key Performance Indicators (KPIs)	4%	2,380 / 59,055	2%	535 / 28,139
Finance	4%	2,326 / 59,055	4%	987 / 28,139
Project Management	4%	2,121 / 59,055	11%	3,015 / 28,139
Invoicing	3%	1,753 / 59,055	1%	416 / 28,139
Accounting	3%	1,739 / 59,055	3%	737 / 28,139
Machinery	3%	1,663 / 59,055	1%	208 / 28,139
Marketing	3%	1,588 / 59,055	7%	2,035 / 28,139

Risk Analysis	3%	1,548 / 59,055	2%	633 / 28,139
Warehousing	3%	1,518 / 59,055	2%	545 / 28,139

Top Common Skills



Top Common Skills

	Frequency in Postings	Postings with Skill / Total Postings (Jul 2023 - Jun 2024)	Frequency in Profiles	Profiles with Skill / Total Profiles (2022 - 2024)
Communication	28%	16,274 / 59,055	7%	2,007 / 28,139
Management	17%	10,113 / 59,055	19%	5,411 / 28,139
Customer Service	14%	8,208 / 59,055	17%	4,701 / 28,139
Detail Oriented	10%	6,143 / 59,055	0%	108 / 28,139
Teaching	10%	5,979 / 59,055	5%	1,372 / 28,139
Sales	10%	5,652 / 59,055	15%	4,249 / 28,139
Planning	8%	4,674 / 59,055	6%	1,555 / 28,139
Leadership	7%	3,883 / 59,055	9%	2,420 / 28,139
Problem Solving	7%	3,856 / 59,055	2%	663 / 28,139
Operations	6%	3,704 / 59,055	7%	1,935 / 28,139

Appendix A - Data Sources and Calculations

Lightcast Job Postings

Job postings are collected from various sources and processed/enriched to provide information such as standardized company name, occupation, skills, and geography.